
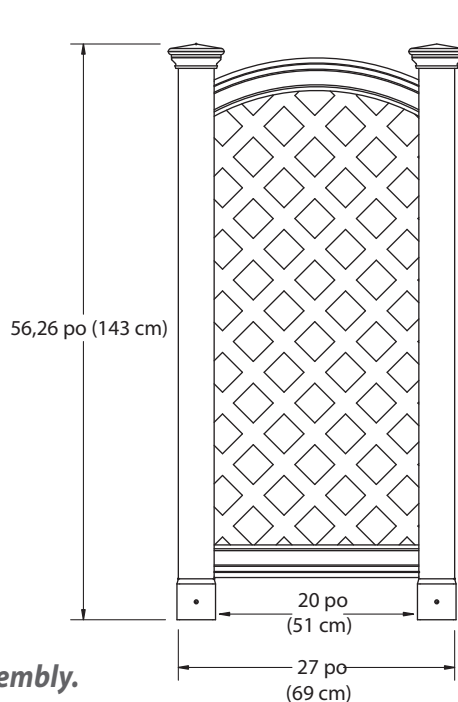



INSTRUCTIONS D'ASSEMBLAGE

The Luxembourg Privacy Screen (Préassemblé)



Please read through before starting assembly.

Check Box for These Contents

In the event of missing or defective parts please call our customer service dept. at **1 800 282 9346** (Mon. to Fri. 8:00 AM to 4:00 PM EST).
(UK Tel: **(44) 2038 687160** (Mon. to Fri. 1:00 PM to 10:00 PM GMT).

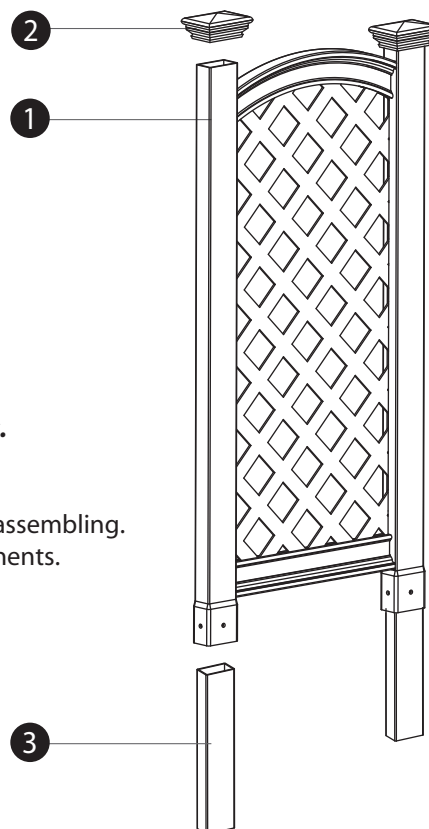
1. Pre-Assembled Luxembourg Privacy Screen (1)
2. Post Caps (2) - 10611
3. Ground Mounting Extensions (2) - 10636-1
4. 5/8" Self-Auguring Stainless Steel Screws (8) - 20016

Tools You Will Need

- Cordless Drill
- Hammer
- Tape Measure
- Level
- Shovel

General Information

- **Read Instructions through carefully before beginning assembly.**
- When assembling components, place on a non-abrasive surface (i.e. shipping box) to avoid scratching.
- We recommend an area approx 10' x 8' (3 m x 2.4 m) for unobstructed assembling.
- You should not need to use excessive force when assembling components.



Not to Scale

